

Scaled data based on original data using
LM-79-08 Approved Method: Electrical and Photometric Measurements of Solid-
State Lighting Products

Test Report Prepared for
Cooper Lighting Solutions
(formerly Eaton)

Brand: McGRAW-EDISON

Report Number: P227002

Luminaire Tested: **IST-AF-1200-LED-E1-SL3-7050**

Issue Date: 3/3/2020

Test Information

Test Method: LM-79-08
Report Number: P227002
TEST IS SCALED FROM IESNA LM-79-08 TEST DATA (P35946)
Test Lab: INNOVATION CENTER-P3
Issue Date: 3/3/2020
Manufacturer: COOPER LIGHTING SOLUTIONS (FORMERLY EATON)
Product Line: MCGRAW-EDISON
Catalog Number: IST-AF-1200-LED-E1-SL3-7050
Description: IMPACT ELITE LED TRAPEZOID LUMINAIRE
LIGHT SQUARE WITH ACCULED OPTICS-TYPE III W/SPILL CONTROL
Light Source: (16) 5000K CCT, 70 CRI LEDs
Ballast/Driver: ELECTRONIC DRIVER

Summary

Lumens per Lamp: N/A
Luminaire Lumens: 6523 lumens
Efficiency: N/A
Efficacy: 98.8 lumens/watt
Luminous Opening: Rectangular (W 0.5' x L: 0.5' x H: 0')
IES Classification: Type II - Short - Semi-Cutoff
BUG Rating: B1 - U1 - G2

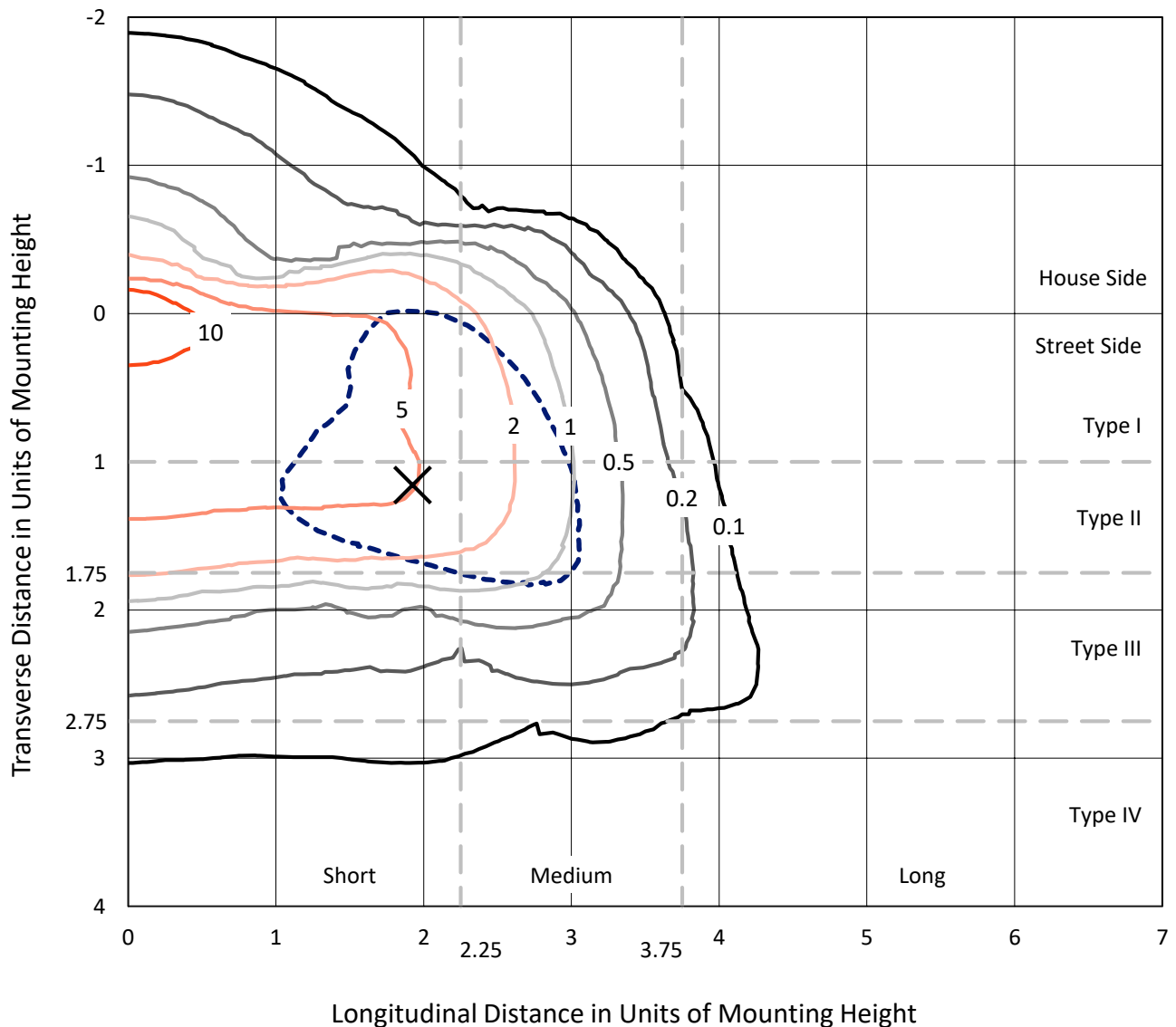
Input Watts (W): 66
Input Voltage (V): 120
Input Current (Ain): NR
Voltage Rise (V): NR
Power Factor: NR
Total Harmonic Distortion (THDi): NR
Frequency (hertz): 60
Stabilization Time: NR
Operation Time: NR
Ambient Temperature (°C): NR
Test Distance: 25 FT



REPORT NUMBER: P227002
 CATALOG NUMBER: IST-AF-1200-LED-E1-SL3-7050

Iso-Footcandle Lines of Horizontal Illumination

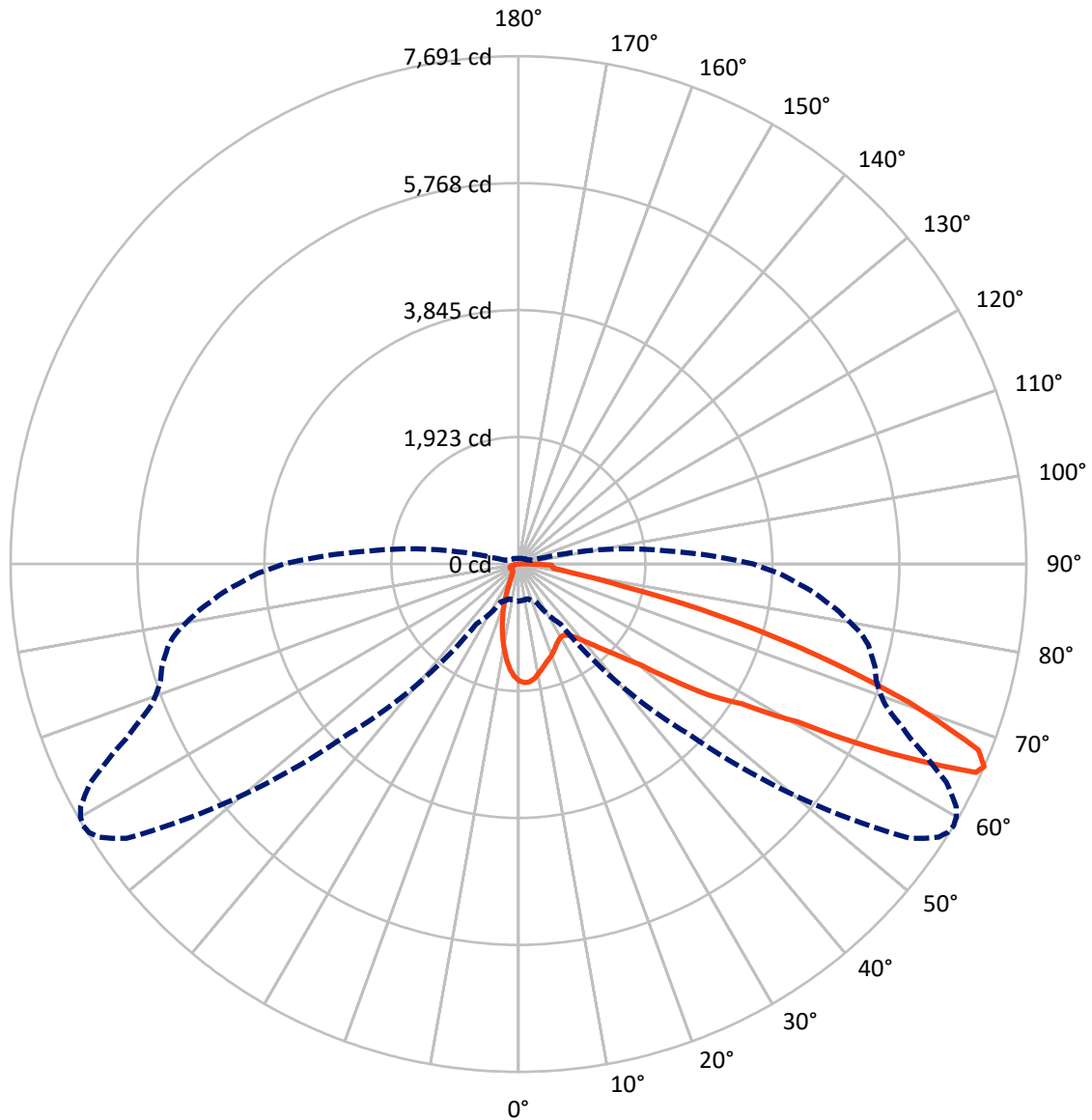
✕ Max cd
 - - - 1/2 Max cd



Based on 10 foot mounting height. Maximum calculated value = 17.7 fc
 Type II - Short - Semi-Cutoff

REPORT NUMBER: P227002
CATALOG NUMBER: IST-AF-1200-LED-E1-SL3-7050

Luminous Intensity Polar Plot



— Vertical Plane Through 59-Deg Lateral - - - Horizontal Cone Through 66-Deg Vertical

REPORT NUMBER: P227002

CATALOG NUMBER: IST-AF-1200-LED-E1-SL3-7050

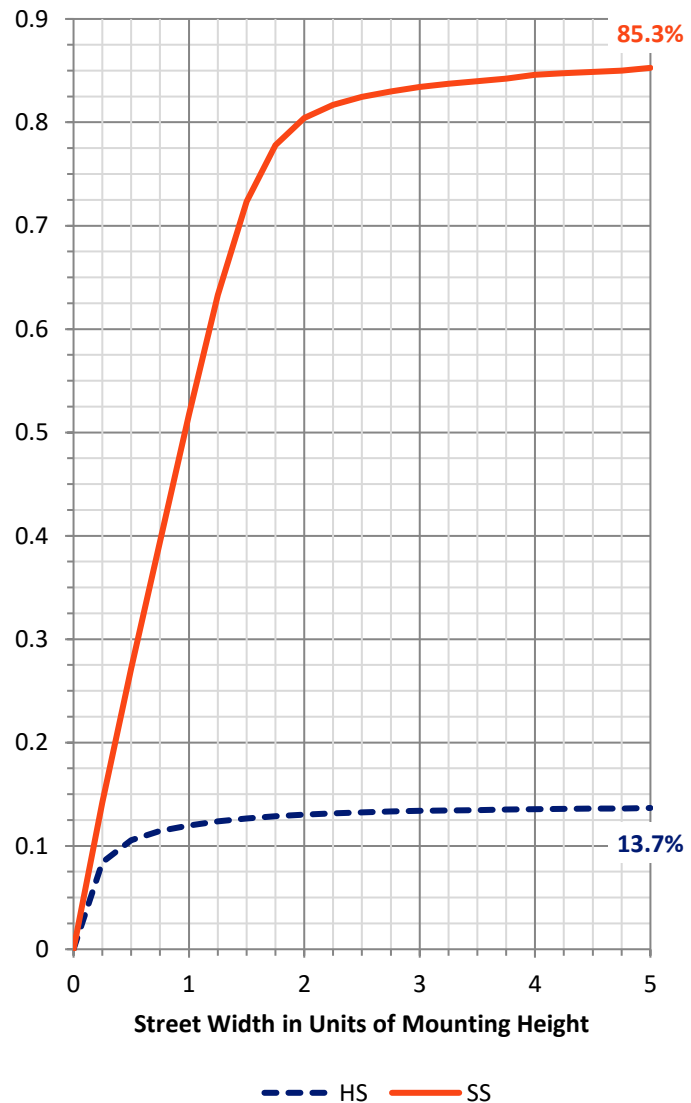
FLUX DISTRIBUTION:

		Downward	Upward	Total
House Side	Lumens	905.0	0.4	905.4
	% Fixture	13.9	0.0	13.9
Street Side	Lumens	5615.2	2.4	5617.6
	% Fixture	86.1	0.0	86.1
Total	Lumens	6520.2	2.8	6523.0
	% Fixture	100.0	0.0	100.0

ZONAL LUMENS:

Zone	Lumens	% Fixture
0°-10°	151.0	2.3
10°-20°	319.1	4.9
20°-30°	400.3	6.1
30°-40°	547.7	8.4
40°-50°	881.0	13.5
50°-60°	1530.8	23.5
60°-70°	1860.0	28.5
70°-80°	693.8	10.6
80°-90°	136.5	2.1
90°-100°	2.8	0.0
100°-110°	0.0	0.0
110°-120°	0.0	0.0
120°-130°	0.0	0.0
130°-140°	0.0	0.0
140°-150°	0.0	0.0
150°-160°	0.0	0.0
160°-170°	0.0	0.0
170°-180°	0.0	0.0
0°-90°	6520.2	100.0
0°-180°	6523.0	100.0

Coefficient of Utilization



REPORT NUMBER: P227002

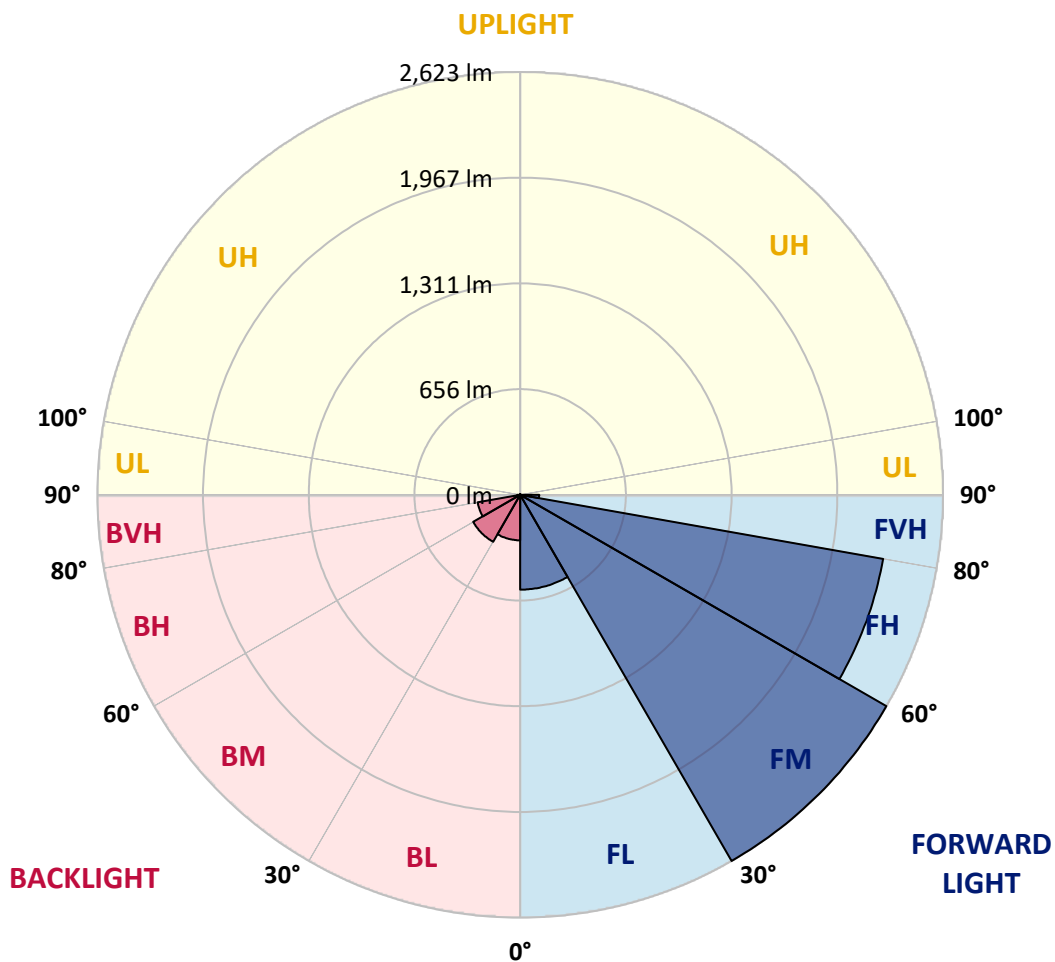
CATALOG NUMBER: IST-AF-1200-LED-E1-SL3-7050

LUMINAIRE CLASSIFICATION SYSTEM LUMEN TABLE AND BUG RATING:

Zone	Lumens	% Fixture	Zone Rating/Lumen Limit		
			B	U	G
FL (0°-30°)	588.2	9.0			
FM (30°-60°)	2623.0	40.2			
FH (60°-80°)	2286.2	35.0			G2/5000
FVH (80°-90°)	117.7	1.8			G2/225
BL (0°-30°)	282.2	4.3	B1/500		
BM (30°-60°)	336.5	5.2	B1/1000		
BH (60°-80°)	267.6	4.1	B1/500		G1/500
BVH (80°-90°)	18.7	0.3			G1/100
UL (90°-100°)	2.8	0.0		U1/10	
UH (100°-180°)	0.4	0.0		U1/10	

BUG Rating: B1-U1-G2

Type II Short





REPORT NUMBER: P227002

CATALOG NUMBER: IST-AF-1200-LED-E1-SL3-7050

CANDELA DISTRIBUTION (FULL):

	0°	5°	15°	25°	35°	45°	55°	56°	57°	58°	59°
0°	1772.1	1772.1	1772.1	1772.1	1772.1	1772.1	1772.1	1772.1	1772.1	1772.1	1772.1
2.5°	1818.1	1812.1	1823.1	1819.1	1822.1	1807.1	1804.1	1801.1	1803.1	1800.1	1800.1
5°	1775.1	1772.1	1785.1	1792.1	1798.1	1796.1	1795.1	1795.1	1796.1	1789.1	1790.1
7.5°	1649.1	1647.1	1665.1	1678.1	1707.1	1724.1	1746.1	1747.1	1749.1	1746.1	1752.1
10°	1515.1	1521.1	1537.1	1558.1	1601.1	1627.1	1669.1	1677.1	1680.1	1681.1	1682.1
12.5°	1387.1	1381.1	1401.1	1441.1	1499.1	1541.1	1594.1	1598.1	1603.1	1610.1	1617.1
15°	1273.1	1280.1	1296.1	1338.1	1399.1	1458.1	1527.1	1531.1	1541.1	1547.1	1557.1
17.5°	1195.1	1195.1	1213.1	1252.1	1309.1	1384.1	1471.1	1478.1	1486.1	1494.1	1505.1
20°	1156.1	1156.1	1163.1	1186.1	1236.1	1308.1	1413.1	1421.1	1435.1	1444.1	1459.1
22.5°	1153.1	1152.1	1151.1	1156.1	1186.1	1242.1	1351.1	1362.1	1374.1	1388.1	1401.1
25°	1185.1	1188.1	1176.1	1168.1	1171.1	1197.1	1292.1	1298.1	1321.1	1330.1	1346.1
27.5°	1231.1	1236.1	1226.1	1214.1	1196.1	1179.1	1242.1	1252.1	1267.1	1282.1	1302.1
30°	1297.1	1296.1	1295.1	1287.1	1252.1	1199.1	1227.1	1234.1	1247.1	1259.1	1276.1
32.5°	1368.1	1376.1	1382.1	1378.1	1342.1	1252.1	1248.1	1254.1	1266.1	1273.1	1284.1
35°	1460.1	1464.1	1487.1	1487.1	1451.1	1347.1	1307.1	1312.1	1318.1	1321.1	1329.1
37.5°	1561.1	1575.1	1609.1	1629.1	1573.1	1465.1	1400.1	1400.1	1403.1	1405.1	1410.1
40°	1678.1	1698.1	1745.1	1783.1	1747.1	1612.1	1522.1	1531.1	1528.1	1524.1	1535.1
42.5°	1814.1	1836.1	1893.1	1929.1	1908.1	1789.1	1686.1	1680.1	1689.1	1677.1	1681.1
45°	1972.1	1989.1	2047.1	2085.1	2102.1	2006.1	1901.1	1889.1	1889.1	1863.1	1874.1
47.5°	2114.1	2119.1	2175.1	2242.1	2297.1	2299.1	2151.1	2143.1	2124.1	2107.1	2103.1
50°	2246.1	2261.1	2297.1	2370.1	2485.1	2585.2	2495.1	2470.1	2449.1	2386.1	2405.1
52.5°	2475.1	2504.1	2527.2	2571.2	2707.2	2910.2	3021.2	2982.2	2977.2	2920.2	2907.2
55°	2518.2	2521.2	2597.2	2851.2	3171.2	3317.2	3530.2	3529.2	3545.2	3527.2	3510.2
57.5°	2316.1	2292.1	2419.1	2754.2	3397.2	4147.2	4082.2	4089.2	4068.2	4013.2	3996.2
60°	1804.1	1824.1	1961.1	2388.1	3234.2	4683.3	5112.3	4985.3	5076.3	4933.3	4856.3
62.5°	1015.1	992.1	1085.1	1534.1	2653.2	4711.3	6515.4	6529.4	6573.4	6493.4	6305.4
65°	655.0	645.0	636.0	776.0	1590.1	4121.2	7291.4	7463.4	7566.5	7608.5	7611.5
66°	563.0	555.0	544.0	635.0	1108.1	3631.2	7241.4	7425.4	7589.5	7667.5	7690.5
67.5°	479.0	467.0	465.0	526.0	771.0	2817.2	6764.4	7053.4	7198.4	7400.4	7510.4
70°	366.0	360.0	378.0	454.0	592.0	1326.1	5390.3	5767.3	6017.4	6175.4	6277.4
72.5°	307.0	305.0	330.0	415.0	561.0	752.0	3773.2	4178.3	4439.3	4590.3	4730.3
75°	240.0	242.0	275.0	396.0	558.0	655.0	2192.1	2578.2	2730.2	2968.2	3150.2
77.5°	180.0	178.0	204.0	320.0	544.0	664.0	1139.1	1299.1	1466.1	1587.1	1631.1
80°	126.0	128.0	146.0	220.0	424.0	683.0	710.0	747.0	782.0	821.0	829.0
82.5°	84.0	85.0	108.0	151.0	294.0	652.0	663.0	646.0	619.0	585.0	548.0
85°	51.0	53.0	77.0	102.0	228.0	590.0	686.0	641.0	600.0	555.0	510.0
87.5°	26.0	29.0	46.0	60.0	135.0	291.0	714.0	681.0	625.0	556.0	506.0
90°	7.0	7.0	10.0	15.0	27.0	59.0	180.0	162.0	81.0	154.0	76.0
92.5°	0.0	0.0	0.0	0.0	0.0	0.0	0.0	0.0	0.0	0.0	0.0
95°	0.0	0.0	0.0	0.0	0.0	0.0	0.0	0.0	0.0	0.0	0.0
97.5°	0.0	0.0	0.0	0.0	0.0	0.0	0.0	0.0	0.0	0.0	0.0
100°	0.0	0.0	0.0	0.0	0.0	0.0	0.0	0.0	0.0	0.0	0.0
102.5°	0.0	0.0	0.0	0.0	0.0	0.0	0.0	0.0	0.0	0.0	0.0
105°	0.0	0.0	0.0	0.0	0.0	0.0	0.0	0.0	0.0	0.0	0.0
107.5°	0.0	0.0	0.0	0.0	0.0	0.0	0.0	0.0	0.0	0.0	0.0



REPORT NUMBER: P227002

CATALOG NUMBER: IST-AF-1200-LED-E1-SL3-7050

CANDELA DISTRIBUTION (continued):

	0°	5°	15°	25°	35°	45°	55°	56°	57°	58°	59°
110°	0.0	0.0	0.0	0.0	0.0	0.0	0.0	0.0	0.0	0.0	0.0
112.5°	0.0	0.0	0.0	0.0	0.0	0.0	0.0	0.0	0.0	0.0	0.0
115°	0.0	0.0	0.0	0.0	0.0	0.0	0.0	0.0	0.0	0.0	0.0
117.5°	0.0	0.0	0.0	0.0	0.0	0.0	0.0	0.0	0.0	0.0	0.0
120°	0.0	0.0	0.0	0.0	0.0	0.0	0.0	0.0	0.0	0.0	0.0
122.5°	0.0	0.0	0.0	0.0	0.0	0.0	0.0	0.0	0.0	0.0	0.0
125°	0.0	0.0	0.0	0.0	0.0	0.0	0.0	0.0	0.0	0.0	0.0
127.5°	0.0	0.0	0.0	0.0	0.0	0.0	0.0	0.0	0.0	0.0	0.0
130°	0.0	0.0	0.0	0.0	0.0	0.0	0.0	0.0	0.0	0.0	0.0
132.5°	0.0	0.0	0.0	0.0	0.0	0.0	0.0	0.0	0.0	0.0	0.0
135°	0.0	0.0	0.0	0.0	0.0	0.0	0.0	0.0	0.0	0.0	0.0
137.5°	0.0	0.0	0.0	0.0	0.0	0.0	0.0	0.0	0.0	0.0	0.0
140°	0.0	0.0	0.0	0.0	0.0	0.0	0.0	0.0	0.0	0.0	0.0
142.5°	0.0	0.0	0.0	0.0	0.0	0.0	0.0	0.0	0.0	0.0	0.0
145°	0.0	0.0	0.0	0.0	0.0	0.0	0.0	0.0	0.0	0.0	0.0
147.5°	0.0	0.0	0.0	0.0	0.0	0.0	0.0	0.0	0.0	0.0	0.0
150°	0.0	0.0	0.0	0.0	0.0	0.0	0.0	0.0	0.0	0.0	0.0
152.5°	0.0	0.0	0.0	0.0	0.0	0.0	0.0	0.0	0.0	0.0	0.0
155°	0.0	0.0	0.0	0.0	0.0	0.0	0.0	0.0	0.0	0.0	0.0
157.5°	0.0	0.0	0.0	0.0	0.0	0.0	0.0	0.0	0.0	0.0	0.0
160°	0.0	0.0	0.0	0.0	0.0	0.0	0.0	0.0	0.0	0.0	0.0
162.5°	0.0	0.0	0.0	0.0	0.0	0.0	0.0	0.0	0.0	0.0	0.0
165°	0.0	0.0	0.0	0.0	0.0	0.0	0.0	0.0	0.0	0.0	0.0
167.5°	0.0	0.0	0.0	0.0	0.0	0.0	0.0	0.0	0.0	0.0	0.0
170°	0.0	0.0	0.0	0.0	0.0	0.0	0.0	0.0	0.0	0.0	0.0
172.5°	0.0	0.0	0.0	0.0	0.0	0.0	0.0	0.0	0.0	0.0	0.0
175°	0.0	0.0	0.0	0.0	0.0	0.0	0.0	0.0	0.0	0.0	0.0
177.5°	0.0	0.0	0.0	0.0	0.0	0.0	0.0	0.0	0.0	0.0	0.0
180°	0.0	0.0	0.0	0.0	0.0	0.0	0.0	0.0	0.0	0.0	0.0



REPORT NUMBER: P227002

CATALOG NUMBER: IST-AF-1200-LED-E1-SL3-7050

CANDELA DISTRIBUTION (continued):

	60°	61°	62°	63°	64°	65°	66°	67°	68°	69°	70°
0°	1772.1	1772.1	1772.1	1772.1	1772.1	1772.1	1772.1	1772.1	1772.1	1772.1	1772.1
2.5°	1799.1	1801.1	1799.1	1796.1	1799.1	1796.1	1795.1	1794.1	1795.1	1793.1	1792.1
5°	1790.1	1792.1	1792.1	1786.1	1785.1	1789.1	1783.1	1785.1	1783.1	1781.1	1777.1
7.5°	1747.1	1748.1	1749.1	1745.1	1748.1	1748.1	1746.1	1746.1	1744.1	1745.1	1741.1
10°	1687.1	1691.1	1695.1	1693.1	1692.1	1701.1	1697.1	1700.1	1700.1	1697.1	1698.1
12.5°	1622.1	1629.1	1634.1	1634.1	1638.1	1648.1	1647.1	1649.1	1657.1	1657.1	1654.1
15°	1562.1	1569.1	1577.1	1583.1	1591.1	1598.1	1603.1	1611.1	1615.1	1615.1	1620.1
17.5°	1515.1	1525.1	1534.1	1537.1	1548.1	1560.1	1563.1	1573.1	1579.1	1582.1	1588.1
20°	1469.1	1480.1	1491.1	1501.1	1511.1	1525.1	1532.1	1538.1	1548.1	1554.1	1563.1
22.5°	1415.1	1432.1	1446.1	1458.1	1475.1	1487.1	1501.1	1511.1	1523.1	1532.1	1539.1
25°	1364.1	1387.1	1406.1	1418.1	1441.1	1458.1	1475.1	1490.1	1505.1	1518.1	1528.1
27.5°	1317.1	1343.1	1366.1	1385.1	1410.1	1437.1	1454.1	1479.1	1499.1	1517.1	1529.1
30°	1294.1	1316.1	1340.1	1362.1	1387.1	1421.1	1449.1	1481.1	1506.1	1529.1	1547.1
32.5°	1299.1	1319.1	1340.1	1359.1	1385.1	1423.1	1452.1	1489.1	1526.1	1556.1	1579.1
35°	1339.1	1357.1	1371.1	1388.1	1411.1	1440.1	1471.1	1510.1	1556.1	1596.1	1626.1
37.5°	1423.1	1428.1	1442.1	1455.1	1467.1	1494.1	1523.1	1556.1	1609.1	1651.1	1693.1
40°	1527.1	1540.1	1553.1	1559.1	1573.1	1590.1	1603.1	1638.1	1685.1	1740.1	1786.1
42.5°	1682.1	1687.1	1689.1	1691.1	1696.1	1708.1	1727.1	1759.1	1805.1	1854.1	1905.1
45°	1856.1	1862.1	1868.1	1871.1	1864.1	1871.1	1891.1	1906.1	1951.1	1997.1	2062.1
47.5°	2097.1	2079.1	2070.1	2082.1	2076.1	2091.1	2100.1	2109.1	2163.1	2218.1	2273.1
50°	2406.1	2395.1	2381.1	2382.1	2393.1	2383.1	2389.1	2422.1	2440.1	2486.1	2559.2
52.5°	2900.2	2866.2	2813.2	2790.2	2803.2	2795.2	2798.2	2805.2	2793.2	2836.2	2898.2
55°	3510.2	3466.2	3431.2	3411.2	3337.2	3331.2	3282.2	3264.2	3225.2	3266.2	3252.2
57.5°	3945.2	3917.2	3899.2	3839.2	3805.2	3737.2	3717.2	3693.2	3639.2	3666.2	3690.2
60°	4785.3	4685.3	4651.3	4546.3	4511.3	4446.3	4363.3	4322.3	4294.3	4320.3	4304.3
62.5°	6187.4	6048.4	6021.4	5772.3	5711.3	5561.3	5405.3	5384.3	5296.3	5241.3	5228.3
65°	7556.5	7357.4	7208.4	6936.4	6752.4	6538.4	6300.4	6126.4	5947.4	5857.4	5738.3
66°	7658.5	7579.5	7429.4	7270.4	7002.4	6768.4	6498.4	6310.4	6109.4	5951.4	5849.4
67.5°	7484.4	7442.4	7389.4	7281.4	7113.4	6895.4	6639.4	6399.4	6157.4	5971.4	5808.3
70°	6326.4	6372.4	6432.4	6404.4	6308.4	6223.4	5997.4	5863.4	5681.3	5437.3	5337.3
72.5°	4775.3	4898.3	4856.3	4698.3	4624.3	4565.3	4483.3	4393.3	4132.2	4102.2	3984.2
75°	3072.2	3031.2	3058.2	2866.2	2735.2	2681.2	2486.1	2406.1	2210.1	2083.1	1986.1
77.5°	1619.1	1539.1	1477.1	1308.1	1187.1	1116.1	1021.1	909.1	737.0	727.0	570.0
80°	751.0	690.0	634.0	575.0	516.0	438.0	380.0	310.0	274.0	235.0	219.0
82.5°	510.0	471.0	437.0	398.0	353.0	299.0	258.0	219.0	187.0	168.0	153.0
85°	462.0	420.0	382.0	333.0	286.0	241.0	197.0	163.0	133.0	116.0	106.0
87.5°	449.0	397.0	357.0	304.0	258.0	212.0	170.0	132.0	103.0	84.0	72.0
90°	57.0	61.0	44.0	42.0	18.0	23.0	17.0	10.0	11.0	8.0	9.0
92.5°	0.0	0.0	0.0	0.0	0.0	0.0	0.0	0.0	0.0	0.0	0.0
95°	0.0	0.0	0.0	0.0	0.0	0.0	0.0	0.0	0.0	0.0	0.0
97.5°	0.0	0.0	0.0	0.0	0.0	0.0	0.0	0.0	0.0	0.0	0.0
100°	0.0	0.0	0.0	0.0	0.0	0.0	0.0	0.0	0.0	0.0	0.0
102.5°	0.0	0.0	0.0	0.0	0.0	0.0	0.0	0.0	0.0	0.0	0.0
105°	0.0	0.0	0.0	0.0	0.0	0.0	0.0	0.0	0.0	0.0	0.0
107.5°	0.0	0.0	0.0	0.0	0.0	0.0	0.0	0.0	0.0	0.0	0.0



REPORT NUMBER: P227002

CATALOG NUMBER: IST-AF-1200-LED-E1-SL3-7050

CANDELA DISTRIBUTION (continued):

	60°	61°	62°	63°	64°	65°	66°	67°	68°	69°	70°
110°	0.0	0.0	0.0	0.0	0.0	0.0	0.0	0.0	0.0	0.0	0.0
112.5°	0.0	0.0	0.0	0.0	0.0	0.0	0.0	0.0	0.0	0.0	0.0
115°	0.0	0.0	0.0	0.0	0.0	0.0	0.0	0.0	0.0	0.0	0.0
117.5°	0.0	0.0	0.0	0.0	0.0	0.0	0.0	0.0	0.0	0.0	0.0
120°	0.0	0.0	0.0	0.0	0.0	0.0	0.0	0.0	0.0	0.0	0.0
122.5°	0.0	0.0	0.0	0.0	0.0	0.0	0.0	0.0	0.0	0.0	0.0
125°	0.0	0.0	0.0	0.0	0.0	0.0	0.0	0.0	0.0	0.0	0.0
127.5°	0.0	0.0	0.0	0.0	0.0	0.0	0.0	0.0	0.0	0.0	0.0
130°	0.0	0.0	0.0	0.0	0.0	0.0	0.0	0.0	0.0	0.0	0.0
132.5°	0.0	0.0	0.0	0.0	0.0	0.0	0.0	0.0	0.0	0.0	0.0
135°	0.0	0.0	0.0	0.0	0.0	0.0	0.0	0.0	0.0	0.0	0.0
137.5°	0.0	0.0	0.0	0.0	0.0	0.0	0.0	0.0	0.0	0.0	0.0
140°	0.0	0.0	0.0	0.0	0.0	0.0	0.0	0.0	0.0	0.0	0.0
142.5°	0.0	0.0	0.0	0.0	0.0	0.0	0.0	0.0	0.0	0.0	0.0
145°	0.0	0.0	0.0	0.0	0.0	0.0	0.0	0.0	0.0	0.0	0.0
147.5°	0.0	0.0	0.0	0.0	0.0	0.0	0.0	0.0	0.0	0.0	0.0
150°	0.0	0.0	0.0	0.0	0.0	0.0	0.0	0.0	0.0	0.0	0.0
152.5°	0.0	0.0	0.0	0.0	0.0	0.0	0.0	0.0	0.0	0.0	0.0
155°	0.0	0.0	0.0	0.0	0.0	0.0	0.0	0.0	0.0	0.0	0.0
157.5°	0.0	0.0	0.0	0.0	0.0	0.0	0.0	0.0	0.0	0.0	0.0
160°	0.0	0.0	0.0	0.0	0.0	0.0	0.0	0.0	0.0	0.0	0.0
162.5°	0.0	0.0	0.0	0.0	0.0	0.0	0.0	0.0	0.0	0.0	0.0
165°	0.0	0.0	0.0	0.0	0.0	0.0	0.0	0.0	0.0	0.0	0.0
167.5°	0.0	0.0	0.0	0.0	0.0	0.0	0.0	0.0	0.0	0.0	0.0
170°	0.0	0.0	0.0	0.0	0.0	0.0	0.0	0.0	0.0	0.0	0.0
172.5°	0.0	0.0	0.0	0.0	0.0	0.0	0.0	0.0	0.0	0.0	0.0
175°	0.0	0.0	0.0	0.0	0.0	0.0	0.0	0.0	0.0	0.0	0.0
177.5°	0.0	0.0	0.0	0.0	0.0	0.0	0.0	0.0	0.0	0.0	0.0
180°	0.0	0.0	0.0	0.0	0.0	0.0	0.0	0.0	0.0	0.0	0.0



REPORT NUMBER: P227002

CATALOG NUMBER: IST-AF-1200-LED-E1-SL3-7050

CANDELA DISTRIBUTION (continued):

	71°	72°	73°	74°	75°	76°	77°	78°	79°	80°	81°
0°	1772.1	1772.1	1772.1	1772.1	1772.1	1772.1	1772.1	1772.1	1772.1	1772.1	1772.1
2.5°	1790.1	1787.1	1790.1	1789.1	1785.1	1786.1	1787.1	1783.1	1781.1	1781.1	1780.1
5°	1774.1	1772.1	1774.1	1773.1	1767.1	1766.1	1766.1	1763.1	1759.1	1756.1	1754.1
7.5°	1736.1	1738.1	1737.1	1734.1	1731.1	1731.1	1728.1	1721.1	1717.1	1713.1	1709.1
10°	1693.1	1693.1	1694.1	1693.1	1688.1	1686.1	1682.1	1678.1	1679.1	1669.1	1661.1
12.5°	1655.1	1655.1	1654.1	1652.1	1649.1	1648.1	1648.1	1636.1	1633.1	1630.1	1621.1
15°	1619.1	1621.1	1621.1	1621.1	1616.1	1616.1	1611.1	1603.1	1603.1	1594.1	1585.1
17.5°	1591.1	1594.1	1593.1	1594.1	1595.1	1589.1	1580.1	1575.1	1569.1	1564.1	1552.1
20°	1567.1	1569.1	1570.1	1570.1	1567.1	1563.1	1555.1	1547.1	1543.1	1533.1	1518.1
22.5°	1545.1	1549.1	1550.1	1550.1	1546.1	1543.1	1535.1	1523.1	1515.1	1503.1	1489.1
25°	1536.1	1541.1	1538.1	1540.1	1536.1	1529.1	1518.1	1508.1	1496.1	1481.1	1466.1
27.5°	1539.1	1546.1	1544.1	1543.1	1538.1	1533.1	1519.1	1507.1	1493.1	1475.1	1456.1
30°	1557.1	1569.1	1564.1	1560.1	1559.1	1547.1	1534.1	1517.1	1501.1	1480.1	1458.1
32.5°	1591.1	1597.1	1598.1	1595.1	1590.1	1580.1	1562.1	1540.1	1522.1	1497.1	1471.1
35°	1647.1	1653.1	1651.1	1651.1	1646.1	1630.1	1608.1	1586.1	1561.1	1533.1	1506.1
37.5°	1725.1	1736.1	1734.1	1730.1	1724.1	1705.1	1688.1	1661.1	1633.1	1596.1	1565.1
40°	1823.1	1840.1	1855.1	1852.1	1838.1	1821.1	1805.1	1774.1	1746.1	1705.1	1671.1
42.5°	1955.1	1978.1	1997.1	2011.1	2005.1	1983.1	1955.1	1942.1	1902.1	1860.1	1825.1
45°	2124.1	2172.1	2189.1	2206.1	2206.1	2192.1	2186.1	2160.1	2118.1	2062.1	2029.1
47.5°	2347.1	2411.1	2430.1	2459.1	2476.1	2461.1	2450.1	2406.1	2378.1	2301.1	2293.1
50°	2618.2	2682.2	2734.2	2768.2	2763.2	2776.2	2750.2	2725.2	2686.2	2623.2	2601.2
52.5°	2964.2	3015.2	3062.2	3082.2	3103.2	3100.2	3094.2	3077.2	3028.2	2994.2	2938.2
55°	3319.2	3361.2	3418.2	3451.2	3478.2	3473.2	3450.2	3409.2	3418.2	3347.2	3316.2
57.5°	3723.2	3769.2	3831.2	3862.2	3874.2	3935.2	3920.2	3915.2	3898.2	3873.2	3841.2
60°	4418.3	4431.3	4482.3	4560.3	4656.3	4637.3	4661.3	4677.3	4689.3	4633.3	4629.3
62.5°	5246.3	5262.3	5306.3	5322.3	5336.3	5338.3	5306.3	5306.3	5251.3	5179.3	5123.3
65°	5698.3	5665.3	5635.3	5618.3	5581.3	5548.3	5500.3	5435.3	5342.3	5231.3	5131.3
66°	5763.3	5696.3	5657.3	5614.3	5555.3	5494.3	5437.3	5348.3	5239.3	5107.3	4975.3
67.5°	5700.3	5608.3	5517.3	5454.3	5372.3	5262.3	5162.3	5058.3	4955.3	4774.3	4651.3
70°	5125.3	5015.3	4915.3	4777.3	4647.3	4539.3	4367.3	4186.3	4037.2	3847.2	3726.2
72.5°	3806.2	3676.2	3546.2	3352.2	3163.2	3135.2	2919.2	2706.2	2592.2	2439.1	2316.1
75°	1880.1	1716.1	1483.1	1379.1	1228.1	1154.1	1113.1	959.1	922.1	771.0	769.0
77.5°	531.0	456.0	405.0	353.0	331.0	315.0	260.0	249.0	226.0	222.0	209.0
80°	201.0	190.0	185.0	180.0	175.0	172.0	170.0	162.0	158.0	152.0	149.0
82.5°	145.0	141.0	132.0	129.0	125.0	119.0	118.0	113.0	110.0	104.0	102.0
85°	98.0	93.0	88.0	83.0	81.0	80.0	77.0	75.0	73.0	70.0	69.0
87.5°	66.0	61.0	55.0	53.0	52.0	53.0	54.0	52.0	51.0	49.0	48.0
90°	8.0	11.0	10.0	10.0	12.0	10.0	10.0	11.0	10.0	10.0	9.0
92.5°	0.0	0.0	0.0	0.0	0.0	0.0	0.0	0.0	0.0	0.0	0.0
95°	0.0	0.0	0.0	0.0	0.0	0.0	0.0	0.0	0.0	0.0	0.0
97.5°	0.0	0.0	0.0	0.0	0.0	0.0	0.0	0.0	0.0	0.0	0.0
100°	0.0	0.0	0.0	0.0	0.0	0.0	0.0	0.0	0.0	0.0	0.0
102.5°	0.0	0.0	0.0	0.0	0.0	0.0	0.0	0.0	0.0	0.0	0.0
105°	0.0	0.0	0.0	0.0	0.0	0.0	0.0	0.0	0.0	0.0	0.0
107.5°	0.0	0.0	0.0	0.0	0.0	0.0	0.0	0.0	0.0	0.0	0.0



REPORT NUMBER: P227002
 CATALOG NUMBER: IST-AF-1200-LED-E1-SL3-7050

REPORT N
 CATALOG

CANDELA DISTRIBUTION (continued):

CANDELA

	71°	72°	73°	74°	75°	76°	77°	78°	79°	80°	81°	
110°	0.0	0.0	0.0	0.0	0.0	0.0	0.0	0.0	0.0	0.0	0.0	0°
112.5°	0.0	0.0	0.0	0.0	0.0	0.0	0.0	0.0	0.0	0.0	0.0	2.5°
115°	0.0	0.0	0.0	0.0	0.0	0.0	0.0	0.0	0.0	0.0	0.0	5°
117.5°	0.0	0.0	0.0	0.0	0.0	0.0	0.0	0.0	0.0	0.0	0.0	7.5°
120°	0.0	0.0	0.0	0.0	0.0	0.0	0.0	0.0	0.0	0.0	0.0	10°
122.5°	0.0	0.0	0.0	0.0	0.0	0.0	0.0	0.0	0.0	0.0	0.0	12.5°
125°	0.0	0.0	0.0	0.0	0.0	0.0	0.0	0.0	0.0	0.0	0.0	15°
127.5°	0.0	0.0	0.0	0.0	0.0	0.0	0.0	0.0	0.0	0.0	0.0	17.5°
130°	0.0	0.0	0.0	0.0	0.0	0.0	0.0	0.0	0.0	0.0	0.0	20°
132.5°	0.0	0.0	0.0	0.0	0.0	0.0	0.0	0.0	0.0	0.0	0.0	22.5°
135°	0.0	0.0	0.0	0.0	0.0	0.0	0.0	0.0	0.0	0.0	0.0	25°
137.5°	0.0	0.0	0.0	0.0	0.0	0.0	0.0	0.0	0.0	0.0	0.0	27.5°
140°	0.0	0.0	0.0	0.0	0.0	0.0	0.0	0.0	0.0	0.0	0.0	30°
142.5°	0.0	0.0	0.0	0.0	0.0	0.0	0.0	0.0	0.0	0.0	0.0	32.5°
145°	0.0	0.0	0.0	0.0	0.0	0.0	0.0	0.0	0.0	0.0	0.0	35°
147.5°	0.0	0.0	0.0	0.0	0.0	0.0	0.0	0.0	0.0	0.0	0.0	37.5°
150°	0.0	0.0	0.0	0.0	0.0	0.0	0.0	0.0	0.0	0.0	0.0	40°
152.5°	0.0	0.0	0.0	0.0	0.0	0.0	0.0	0.0	0.0	0.0	0.0	42.5°
155°	0.0	0.0	0.0	0.0	0.0	0.0	0.0	0.0	0.0	0.0	0.0	45°
157.5°	0.0	0.0	0.0	0.0	0.0	0.0	0.0	0.0	0.0	0.0	0.0	47.5°
160°	0.0	0.0	0.0	0.0	0.0	0.0	0.0	0.0	0.0	0.0	0.0	50°
162.5°	0.0	0.0	0.0	0.0	0.0	0.0	0.0	0.0	0.0	0.0	0.0	52.5°
165°	0.0	0.0	0.0	0.0	0.0	0.0	0.0	0.0	0.0	0.0	0.0	55°
167.5°	0.0	0.0	0.0	0.0	0.0	0.0	0.0	0.0	0.0	0.0	0.0	57.5°
170°	0.0	0.0	0.0	0.0	0.0	0.0	0.0	0.0	0.0	0.0	0.0	60°
172.5°	0.0	0.0	0.0	0.0	0.0	0.0	0.0	0.0	0.0	0.0	0.0	62.5°
175°	0.0	0.0	0.0	0.0	0.0	0.0	0.0	0.0	0.0	0.0	0.0	65°
177.5°	0.0	0.0	0.0	0.0	0.0	0.0	0.0	0.0	0.0	0.0	0.0	66°
180°	0.0	0.0	0.0	0.0	0.0	0.0	0.0	0.0	0.0	0.0	0.0	67.5°
												70°
												72.5°
												75°
												77.5°
												80°
												82.5°
												85°
												87.5°
												90°
												92.5°
												95°
												97.5°
												100°
												102.5°
												105°
												107.5°



NUMBER: P227002
NUMBER: IST-AF-1200-LED-E1-SL3-7050

REPORT NUMBER: P
CATALOG NUMBER:

DISTRIBUTION (continued):

CANDELA DISTRIBUTION

82°	83°	84°	85°	86°	87°	88°	89°	90°	95°	105°		82°	
1772.1	1772.1	1772.1	1772.1	1772.1	1772.1	1772.1	1772.1	1772.1	1772.1	1772.1	1772.1	110°	0.0
1778.1	1775.1	1776.1	1772.1	1771.1	1773.1	1774.1	1774.1	1771.1	1753.1	1732.1	1732.1	112.5°	0.0
1752.1	1746.1	1745.1	1742.1	1737.1	1743.1	1740.1	1735.1	1729.1	1708.1	1667.1	1667.1	115°	0.0
1704.1	1700.1	1695.1	1691.1	1688.1	1686.1	1685.1	1680.1	1669.1	1630.1	1561.1	1561.1	117.5°	0.0
1658.1	1653.1	1647.1	1638.1	1634.1	1628.1	1628.1	1616.1	1608.1	1559.1	1457.1	1457.1	120°	0.0
1613.1	1604.1	1601.1	1595.1	1584.1	1579.1	1572.1	1560.1	1548.1	1489.1	1355.1	1355.1	122.5°	0.0
1579.1	1570.1	1557.1	1553.1	1541.1	1530.1	1521.1	1505.1	1492.1	1414.1	1248.1	1248.1	125°	0.0
1542.1	1535.1	1521.1	1512.1	1499.1	1486.1	1471.1	1451.1	1442.1	1343.1	1146.1	1146.1	127.5°	0.0
1512.1	1496.1	1480.1	1472.1	1456.1	1441.1	1426.1	1402.1	1384.1	1273.1	1038.1	1038.1	130°	0.0
1477.1	1463.1	1446.1	1432.1	1410.1	1393.1	1376.1	1351.1	1329.1	1202.1	929.1	929.1	132.5°	0.0
1453.1	1433.1	1415.1	1399.1	1374.1	1354.1	1330.1	1303.1	1281.1	1134.1	809.0	809.0	135°	0.0
1439.1	1419.1	1396.1	1376.1	1347.1	1324.1	1298.1	1268.1	1240.1	1079.1	696.0	696.0	137.5°	0.0
1435.1	1411.1	1387.1	1362.1	1332.1	1303.1	1272.1	1242.1	1206.1	1026.1	573.0	573.0	140°	0.0
1447.1	1418.1	1391.1	1361.1	1326.1	1293.1	1262.1	1223.1	1187.1	980.1	452.0	452.0	142.5°	0.0
1480.1	1445.1	1414.1	1381.1	1341.1	1305.1	1268.1	1224.1	1184.1	948.1	346.0	346.0	145°	0.0
1532.1	1499.1	1463.1	1430.1	1384.1	1344.1	1303.1	1256.1	1208.1	935.1	261.0	261.0	147.5°	0.0
1637.1	1593.1	1556.1	1521.1	1468.1	1427.1	1380.1	1323.1	1269.1	947.1	218.0	218.0	150°	0.0
1784.1	1729.1	1695.1	1664.1	1598.1	1553.1	1499.1	1434.1	1373.1	981.1	192.0	192.0	152.5°	0.0
1987.1	1945.1	1884.1	1836.1	1769.1	1719.1	1659.1	1581.1	1513.1	1029.1	179.0	179.0	155°	0.0
2241.1	2186.1	2126.1	2077.1	2004.1	1917.1	1854.1	1760.1	1683.1	1104.1	173.0	173.0	157.5°	0.0
2552.2	2486.1	2405.1	2364.1	2263.1	2195.1	2111.1	2010.1	1912.1	1220.1	176.0	176.0	160°	0.0
2890.2	2819.2	2756.2	2678.2	2586.2	2510.2	2430.1	2323.1	2200.1	1440.1	188.0	188.0	162.5°	0.0
3247.2	3201.2	3141.2	3040.2	2990.2	2894.2	2792.2	2674.2	2585.2	1726.1	217.0	217.0	165°	0.0
3767.2	3717.2	3710.2	3611.2	3535.2	3448.2	3368.2	3270.2	3165.2	2234.1	285.0	285.0	167.5°	0.0
4567.3	4515.3	4456.3	4379.3	4289.3	4181.3	4082.2	3950.2	3833.2	2743.2	317.0	317.0	170°	0.0
5041.3	4945.3	4839.3	4722.3	4591.3	4457.3	4324.3	4155.2	3985.2	2774.2	286.0	286.0	172.5°	0.0
5001.3	4882.3	4747.3	4588.3	4450.3	4285.3	4142.2	3924.2	3769.2	2470.1	233.0	233.0	175°	0.0
4853.3	4690.3	4563.3	4417.3	4244.3	4096.2	3945.2	3730.2	3553.2	2265.1	213.0	213.0	177.5°	0.0
4474.3	4335.3	4159.2	4019.2	3891.2	3714.2	3572.2	3371.2	3249.2	1964.1	191.0	191.0	180°	0.0
3576.2	3384.2	3235.2	3126.2	2981.2	2821.2	2695.2	2526.2	2418.1	1300.1	165.0	165.0		
2083.1	2035.1	1868.1	1774.1	1686.1	1556.1	1456.1	1375.1	1233.1	630.0	146.0	146.0		
642.0	597.0	591.0	502.0	531.0	454.0	442.0	402.0	402.0	242.0	115.0	115.0		
205.0	201.0	193.0	182.0	178.0	178.0	173.0	172.0	164.0	130.0	86.0	86.0		
145.0	142.0	139.0	136.0	134.0	135.0	131.0	129.0	127.0	94.0	68.0	68.0		
100.0	97.0	91.0	91.0	89.0	88.0	89.0	85.0	84.0	66.0	57.0	57.0		
68.0	67.0	66.0	65.0	64.0	63.0	62.0	59.0	57.0	46.0	40.0	40.0		
45.0	38.0	37.0	32.0	31.0	30.0	28.0	30.0	33.0	33.0	26.0	26.0		
10.0	9.0	10.0	10.0	8.0	9.0	9.0	7.0	7.0	10.0	9.0	9.0		
0.0	0.0	0.0	0.0	0.0	0.0	0.0	0.0	0.0	0.0	0.0	0.0		
0.0	0.0	0.0	0.0	0.0	0.0	0.0	0.0	0.0	0.0	0.0	0.0		
0.0	0.0	0.0	0.0	0.0	0.0	0.0	0.0	0.0	0.0	0.0	0.0		
0.0	0.0	0.0	0.0	0.0	0.0	0.0	0.0	0.0	0.0	0.0	0.0		
0.0	0.0	0.0	0.0	0.0	0.0	0.0	0.0	0.0	0.0	0.0	0.0		
0.0	0.0	0.0	0.0	0.0	0.0	0.0	0.0	0.0	0.0	0.0	0.0		
0.0	0.0	0.0	0.0	0.0	0.0	0.0	0.0	0.0	0.0	0.0	0.0		
0.0	0.0	0.0	0.0	0.0	0.0	0.0	0.0	0.0	0.0	0.0	0.0		
0.0	0.0	0.0	0.0	0.0	0.0	0.0	0.0	0.0	0.0	0.0	0.0		



'227002
 IST-AF-1200-LED-E1-SL3-7050

REPORT NUMBER: P227002
 CATALOG NUMBER: IST-AF-12

TION (continued):

CANDELA DISTRIBUTION (con

83°	84°	85°	86°	87°	88°	89°	90°	95°	105°		115°	125°
0.0	0.0	0.0	0.0	0.0	0.0	0.0	0.0	0.0	0.0	0°	1772.1	1772.1
0.0	0.0	0.0	0.0	0.0	0.0	0.0	0.0	0.0	0.0	2.5°	1714.1	1698.1
0.0	0.0	0.0	0.0	0.0	0.0	0.0	0.0	0.0	0.0	5°	1623.1	1587.1
0.0	0.0	0.0	0.0	0.0	0.0	0.0	0.0	0.0	0.0	7.5°	1500.1	1430.1
0.0	0.0	0.0	0.0	0.0	0.0	0.0	0.0	0.0	0.0	10°	1359.1	1258.1
0.0	0.0	0.0	0.0	0.0	0.0	0.0	0.0	0.0	0.0	12.5°	1213.1	1084.1
0.0	0.0	0.0	0.0	0.0	0.0	0.0	0.0	0.0	0.0	15°	1077.1	906.1
0.0	0.0	0.0	0.0	0.0	0.0	0.0	0.0	0.0	0.0	17.5°	934.1	723.0
0.0	0.0	0.0	0.0	0.0	0.0	0.0	0.0	0.0	0.0	20°	797.0	546.0
0.0	0.0	0.0	0.0	0.0	0.0	0.0	0.0	0.0	0.0	22.5°	642.0	383.0
0.0	0.0	0.0	0.0	0.0	0.0	0.0	0.0	0.0	0.0	25°	471.0	278.0
0.0	0.0	0.0	0.0	0.0	0.0	0.0	0.0	0.0	0.0	27.5°	336.0	222.0
0.0	0.0	0.0	0.0	0.0	0.0	0.0	0.0	0.0	0.0	30°	251.0	187.0
0.0	0.0	0.0	0.0	0.0	0.0	0.0	0.0	0.0	0.0	32.5°	201.0	162.0
0.0	0.0	0.0	0.0	0.0	0.0	0.0	0.0	0.0	0.0	35°	171.0	147.0
0.0	0.0	0.0	0.0	0.0	0.0	0.0	0.0	0.0	0.0	37.5°	153.0	137.0
0.0	0.0	0.0	0.0	0.0	0.0	0.0	0.0	0.0	0.0	40°	143.0	132.0
0.0	0.0	0.0	0.0	0.0	0.0	0.0	0.0	0.0	0.0	42.5°	137.0	127.0
0.0	0.0	0.0	0.0	0.0	0.0	0.0	0.0	0.0	0.0	45°	134.0	124.0
0.0	0.0	0.0	0.0	0.0	0.0	0.0	0.0	0.0	0.0	47.5°	132.0	120.0
0.0	0.0	0.0	0.0	0.0	0.0	0.0	0.0	0.0	0.0	50°	130.0	120.0
0.0	0.0	0.0	0.0	0.0	0.0	0.0	0.0	0.0	0.0	52.5°	131.0	122.0
0.0	0.0	0.0	0.0	0.0	0.0	0.0	0.0	0.0	0.0	55°	136.0	122.0
0.0	0.0	0.0	0.0	0.0	0.0	0.0	0.0	0.0	0.0	57.5°	144.0	122.0
0.0	0.0	0.0	0.0	0.0	0.0	0.0	0.0	0.0	0.0	60°	150.0	124.0
0.0	0.0	0.0	0.0	0.0	0.0	0.0	0.0	0.0	0.0	62.5°	152.0	128.0
0.0	0.0	0.0	0.0	0.0	0.0	0.0	0.0	0.0	0.0	65°	150.0	130.0
0.0	0.0	0.0	0.0	0.0	0.0	0.0	0.0	0.0	0.0	66°	148.0	130.0
0.0	0.0	0.0	0.0	0.0	0.0	0.0	0.0	0.0	0.0	67.5°	145.0	128.0
										70°	138.0	120.0
										72.5°	124.0	108.0
										75°	106.0	87.0
										77.5°	86.0	70.0
										80°	64.0	53.0
										82.5°	47.0	41.0
										85°	33.0	29.0
										87.5°	20.0	18.0
										90°	5.0	5.0
										92.5°	0.0	0.0
										95°	0.0	0.0
										97.5°	0.0	0.0
										100°	0.0	0.0
										102.5°	0.0	0.0
										105°	0.0	0.0
										107.5°	0.0	0.0

REPORT NUMBER: P227002

CATALOG NUMBER: IST-AF-1200-LED-E1

00-LED-E1-SL3-7050

tinued):

135°	145°	155°	165°	175°	180°
1772.1	1772.1	1772.1	1772.1	1772.1	1772.1
1687.1	1686.1	1661.1	1656.1	1639.1	1648.1
1544.1	1527.1	1482.1	1473.1	1454.1	1449.1
1373.1	1326.1	1290.1	1250.1	1212.1	1231.1
1173.1	1094.1	1015.1	963.1	942.1	935.1
983.1	841.1	742.0	640.0	604.0	617.0
753.0	591.0	459.0	400.0	366.0	360.0
531.0	379.0	318.0	303.0	296.0	296.0
360.0	289.0	266.0	259.0	259.0	260.0
274.0	243.0	233.0	234.0	238.0	239.0
227.0	215.0	210.0	217.0	225.0	226.0
196.0	193.0	194.0	203.0	211.0	212.0
172.0	175.0	179.0	187.0	194.0	196.0
155.0	160.0	163.0	168.0	172.0	173.0
143.0	149.0	148.0	151.0	154.0	155.0
136.0	139.0	136.0	138.0	138.0	140.0
130.0	131.0	126.0	127.0	129.0	129.0
124.0	123.0	118.0	120.0	123.0	124.0
118.0	116.0	112.0	116.0	121.0	122.0
113.0	111.0	109.0	114.0	120.0	121.0
111.0	109.0	107.0	114.0	120.0	121.0
111.0	109.0	107.0	112.0	118.0	119.0
112.0	110.0	106.0	111.0	115.0	116.0
113.0	111.0	104.0	107.0	109.0	110.0
113.0	109.0	102.0	103.0	103.0	104.0
111.0	106.0	98.0	98.0	97.0	97.0
111.0	102.0	94.0	92.0	90.0	90.0
110.0	101.0	93.0	90.0	87.0	87.0
108.0	99.0	91.0	87.0	84.0	84.0
101.0	95.0	86.0	82.0	79.0	78.0
90.0	87.0	80.0	77.0	74.0	73.0
76.0	77.0	73.0	71.0	68.0	67.0
64.0	66.0	64.0	63.0	61.0	60.0
51.0	55.0	53.0	53.0	54.0	52.0
39.0	44.0	42.0	44.0	46.0	43.0
27.0	32.0	32.0	33.0	34.0	32.0
17.0	21.0	20.0	21.0	21.0	20.0
4.0	7.0	4.0	6.0	5.0	4.0
0.0	0.0	0.0	0.0	0.0	0.0
0.0	0.0	0.0	0.0	0.0	0.0
0.0	0.0	0.0	0.0	0.0	0.0
0.0	0.0	0.0	0.0	0.0	0.0
0.0	0.0	0.0	0.0	0.0	0.0
0.0	0.0	0.0	0.0	0.0	0.0
0.0	0.0	0.0	0.0	0.0	0.0
0.0	0.0	0.0	0.0	0.0	0.0
0.0	0.0	0.0	0.0	0.0	0.0

CANDELA DISTRIBUTION (continued):

	115°	125°	135°
110°	0.0	0.0	0.0
112.5°	0.0	0.0	0.0
115°	0.0	0.0	0.0
117.5°	0.0	0.0	0.0
120°	0.0	0.0	0.0
122.5°	0.0	0.0	0.0
125°	0.0	0.0	0.0
127.5°	0.0	0.0	0.0
130°	0.0	0.0	0.0
132.5°	0.0	0.0	0.0
135°	0.0	0.0	0.0
137.5°	0.0	0.0	0.0
140°	0.0	0.0	0.0
142.5°	0.0	0.0	0.0
145°	0.0	0.0	0.0
147.5°	0.0	0.0	0.0
150°	0.0	0.0	0.0
152.5°	0.0	0.0	0.0
155°	0.0	0.0	0.0
157.5°	0.0	0.0	0.0
160°	0.0	0.0	0.0
162.5°	0.0	0.0	0.0
165°	0.0	0.0	0.0
167.5°	0.0	0.0	0.0
170°	0.0	0.0	0.0
172.5°	0.0	0.0	0.0
175°	0.0	0.0	0.0
177.5°	0.0	0.0	0.0
180°	0.0	0.0	0.0



-SL3-7050

145°	155°	165°	175°	180°
0.0	0.0	0.0	0.0	0.0
0.0	0.0	0.0	0.0	0.0
0.0	0.0	0.0	0.0	0.0
0.0	0.0	0.0	0.0	0.0
0.0	0.0	0.0	0.0	0.0
0.0	0.0	0.0	0.0	0.0
0.0	0.0	0.0	0.0	0.0
0.0	0.0	0.0	0.0	0.0
0.0	0.0	0.0	0.0	0.0
0.0	0.0	0.0	0.0	0.0
0.0	0.0	0.0	0.0	0.0
0.0	0.0	0.0	0.0	0.0
0.0	0.0	0.0	0.0	0.0
0.0	0.0	0.0	0.0	0.0
0.0	0.0	0.0	0.0	0.0
0.0	0.0	0.0	0.0	0.0
0.0	0.0	0.0	0.0	0.0
0.0	0.0	0.0	0.0	0.0
0.0	0.0	0.0	0.0	0.0
0.0	0.0	0.0	0.0	0.0
0.0	0.0	0.0	0.0	0.0
0.0	0.0	0.0	0.0	0.0
0.0	0.0	0.0	0.0	0.0
0.0	0.0	0.0	0.0	0.0
0.0	0.0	0.0	0.0	0.0
0.0	0.0	0.0	0.0	0.0
0.0	0.0	0.0	0.0	0.0
0.0	0.0	0.0	0.0	0.0
0.0	0.0	0.0	0.0	0.0
0.0	0.0	0.0	0.0	0.0
0.0	0.0	0.0	0.0	0.0
0.0	0.0	0.0	0.0	0.0
0.0	0.0	0.0	0.0	0.0

(END OF REPORT)